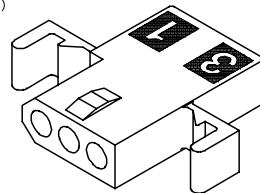
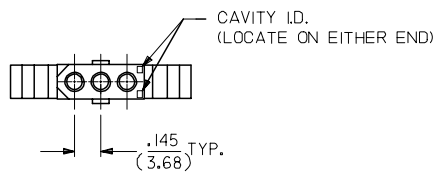
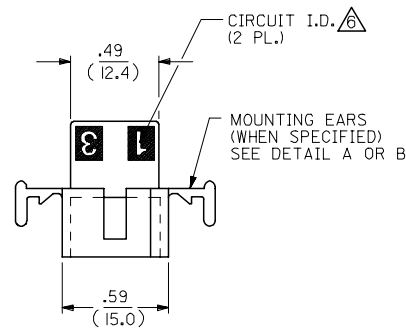
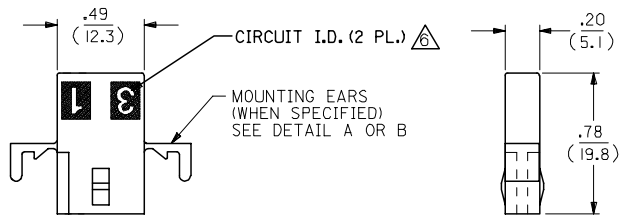
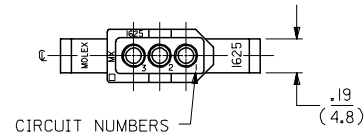
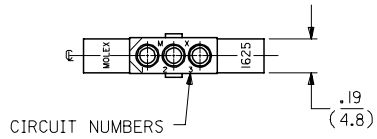


13 12 11 10 9 8 7 6 5 4 3 2 1

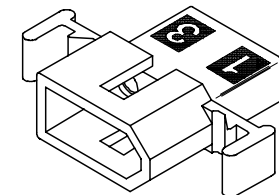
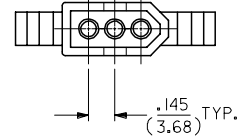
J I H G F E D C B A

RECEPTACLE

PLUG



RECEPTACLE HOUSING
SHOWN WITH STANDARD EARS



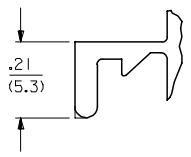
PLUG HOUSING
SHOWN WITH STANDARD EARS

UPDATE REV. LEVEL EC NO: UCP2007-1925 DRAWN/PRI/DDR 2007/02/08 CHKD: AEL/HAG 2007/02/12 APPR: FSM/TH 2007/02/12 M2	QUALITY SYMBOLS 	GENERAL TOLERANCES (UNLESS SPECIFIED)		DIMENSION STYLE IN/MM	SCALE ---	DESIGN UNITS INCH	THIRD ANGLE PROJECTION		
		4 PLACES ± --- ± ---	mm INCH	DRAWN BY KBW	DATE 1/26/89	TITLE PLUG AND RECEPTACLE HOUSINGS, 3 CIRCUIT, .062 DIA.			
		3 PLACES ± --- ± .010		CHECKED BY RW	DATE 1/26/89	MATERIAL NO. RAS			
		2 PLACES ± 0.25 ± .014 1 PLACE ± 0.35 ± --- ANGULAR ± 1/2°		APPROVED BY RAS	DATE 1/26/89	DOCUMENT NO. SD-1625-3*		SHEET NO. 1 OF 2	
DRAFT WHERE APPLICABLE MUST REMAIN WITHIN DIMENSIONS		SEE CHART		THIS DRAWING CONTAINS INFORMATION THAT IS PROPRIETARY TO MOLEX INCORPORATED AND SHOULD NOT BE USED WITHOUT WRITTEN PERMISSION					

12 11 10 9 8 7 6 5 4 3 2 1

13 12 11 10 9 8 7 6 5 4 3 2 1

PLUG		OBSOLETE
PART NO.	ENG. NO.	
03-06-2031	I625-3P	
03-06-2032	I625-3P1	
03-06-2034	I625-3P4BK	
03-06-7032	I625-3P1BK	
03-06-2033	I625-3P4	



DETAIL A
 .062/(1.57) STANDARD MOUNTING EAR
 (SCALE 4:1)

LEGEND:

I625-3****

CIRCUIT SIZE

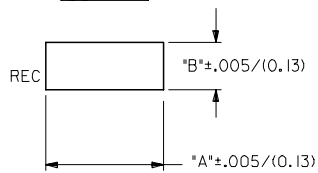
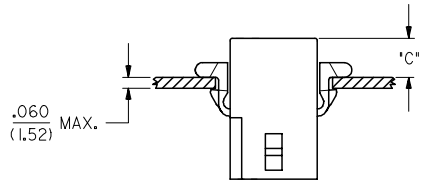
P = PLUG
 R = RECEPTACLE

BLANK = WITH STANDARD EARS
 1 = WITHOUT EARS
 2 = WITHOUT EARS, WITHOUT DETENTS
 3 = WITH STD. EARS, WITHOUT DETENTS
 4 = WITH PREBENT EARS

COLOR:

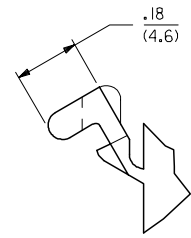
BLANK = NATURAL COLOR
 AM = AMBER BK = BLACK BU = BLUE
 BN = BROWN GY = GRAY GN = GREEN
 OR = ORANGE RD = RED YW = YELLOW

RECEPTACLE		OBSOLETE
PART NO.	ENG. NO.	
03-06-1033	I625-3R2	
03-06-1031	I625-3R	
03-06-1032	I625-3R1	
03-06-6031	I625-3RBK	
03-06-6032	I625-3R1BK	
03-06-1034	I625-3R3	
03-06-1038	I625-3R4	



COMMENDED PANEL OPENING

HOUSING	DIM. "A"	DIM. "B"	"C" PREBENT EAR	"C" STANDARD EAR
PLUG	.754/(19.15)	.318/(8.08)	.19/(4.8)	.18/(4.6)
RECEPT.	.650/(16.51)	.265/(6.73)	.21/(5.3)	.20/(5.1)



DETAIL B
 .062/(1.57)PREBENT MOUNTING EAR
 (SCALE 4:1)

- NOTES:-
1. MATERIAL: NYLON TYPE 6/6, 94V-2.
 2. FINISH: NONE.
 3. PRODUCT SPECIFICATION: PS-02-06.
 4. PACKAGING SPECS: BULK PACK PER PK-1625-001.
 5. ACCEPTS MOLEX .062" SERIES TERMINALS.
 6. CIRCUIT ID. NUMBERS ON HOUSING APPEAR ON PARTS FROM TOOLS BUILT AFTER 7/22/91.
 7. PARTS CONFORM TO CLASS B REQUIREMENTS OF COSMETIC SPECIFICATION PS-45499-002.

ADD NOTE 7 EC NO: UCP2007-1925 DRAWN/PRD/DR 2007/02/08 CHKD: AEL/HAG 2007/02/12 APPR: FSM/TH 2007/02/12 M2	QUALITY SYMBOLS ▽=0 ▽=0	GENERAL TOLERANCES (UNLESS SPECIFIED)		DIMENSION STYLE IN/MM		SCALE ---	DESIGN UNITS INCH	THIRD ANGLE PROJECTION			
		4 PLACES ± --- ± ---	3 PLACES ± --- ± .010	2 PLACES ± 0.25 ± .014	1 PLACE ± 0.35 ± ---	ANGULAR ±1/2°	DRAWN BY KBW DATE 01/26/89	CHECKED BY RW DATE 01/26/89	TITLE PLUG AND RECEPTACLE HOUSINGS, 3 CIRCUIT, .062 DIA.		
		MATERIAL NO.		DOCUMENT NO.		SHEET NO.		MOLEX INCORPORATED			
		SEE CHART		SD-1625-3*		2 OF 2		THIS DRAWING CONTAINS INFORMATION THAT IS PROPRIETARY TO MOLEX INCORPORATED AND SHOULD NOT BE USED WITHOUT WRITTEN PERMISSION			

12 11 10 9 8 7 6 5 4 3 2 1